



# Birdwatching with Biblical Binoculars

1

Crossroads Christian  
Fellowship  
Church School

## Birdwatching with Biblical Binoculars

01.05.2011 Introduction to Birdwatching

08.05.2011 Creation

15.05.2011 Habitats

22.05.2011 Habits and wisdom

29.05.2011 Bird calls

05.06.2011 Peacock

12.06.2011 Dove

19.06.2011 Raven

26.06.2011 Owl

24.07.2011 Rooster

31.07.2011 Quail

07.08.2011 Swallow

14.08.2011 Eagle

21.08.2011 Swan

28.08.2011 Cuckoo

04.09.2011 Sparrow

11.09.2011 Twitter birds

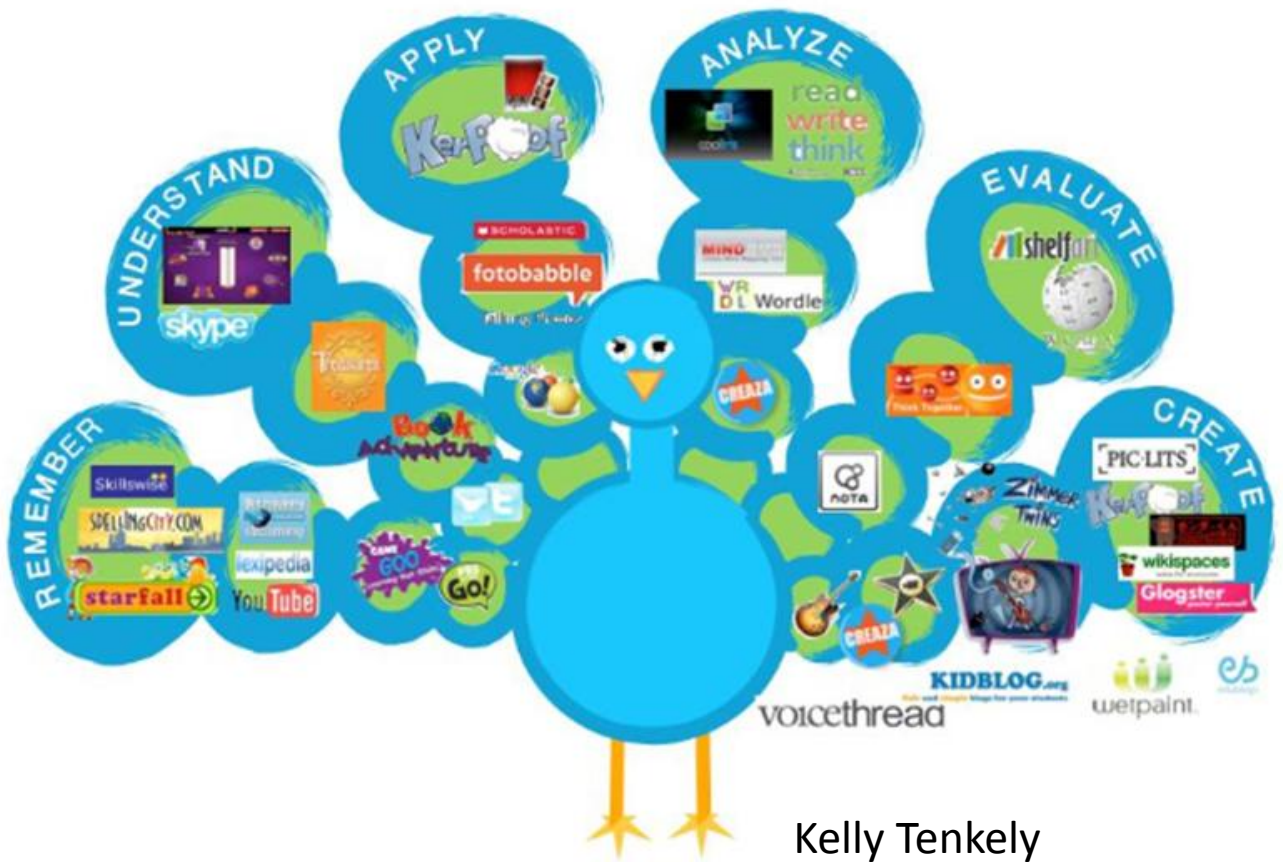
18.09.2011 Quiz and fun



# 1.Introduction to Birdwatching

- But ask the animals, and they will teach you, or the birds of the air, and they will tell you Job 12:7
- **Talk** to the children about their week and **pray** about any concerns.
- **This term our program is Birdwatching with Biblical Binoculars.** We will be studying the birds that are mentioned in the Bible and finding out what we can learn from them. To make it more exciting we will be using some web2.0 programs and you will all have a blog space of your own to keep your own bird watching records. This week we will look at how to use your blogs and we will have an introduction to the gentle art of bird watching.
- **Discuss What do you need to take with you when you are going out to watch birds?**
- **Discuss What character qualities do we need to have if we are going to be successful at bird watching?** Hint some of them are also Fruits of the Spirit Gal 5:22- Peace Patience Kindness Self control  
**Make a list by adding post-it notes to a wall wisher**  
<http://www.wallwisher.com/wall/birdwatching>
- **Show the children the picture of Kelly's Blooms Peacock** and discuss how we will be using the different types of learning from Bloom's Taxonomy in our bird watching program and using several of the programs shown in the peacock picture.
- **Show the children their blog spaces and help them to write their first entry.**
- **Pray for the coming week.**

# Kelly's Bloom Peacock Diagram



Kelly Tenkely

**But ask the animals, and they will teach you, or the birds of the air, and they will tell you Job 12:7**



### Bird watching with Biblical Binoculars

Click to edit

jo says  
But ask the animals, and they will teach you, or the birds of the air, and they will tell you Job 12:7  
1 week ago Edit

jo says  
What do we need to take with us when we go bird watching?  
Double click to add a note and type on it  
1 week ago Edit

jo says  
What character qualities do we need to have if we are going to be successful at bird watching? Hint some of them are also Fruits of the Spirit Gal 5:22-  
Just posted Edit

# 2. Creation

- Creation of Birds Genesis 1: 20-23  
**20** And God said, "Let the water teem with living creatures, and let birds fly above the earth across the expanse of the sky." **21** So God created the great creatures of the sea and every living and moving thing with which the water teems, according to their kinds, and every winged bird according to its kind. And God saw that it was good. **22** God blessed them and said, "Be fruitful and increase in number and fill the water in the seas, and let the birds increase on the earth." **23** And there was evening, and there was morning--the fifth day
- 
- Who named the birds? Genesis 2:19  
**19** Now the LORD God had formed out of the ground all the beasts of the field and all the birds of the air. He brought them to the man to see what he would name them; and whatever the man called each living creature, that was its name.
- Solomon described birds and animals 1 Kings 4:33  
**33** He described plant life, from the cedar of Lebanon to the hyssop that grows out of walls. He also taught about animals and birds, reptiles and fish.
- 
- **Talk** to the children about their week and **pray** about any concerns.
- **Show film clip of bird flocks from the Abundance lesson** <http://www.youtube.com/watch?v=XH-groCeKbE&feature=fvw>
- **Discuss God created the birds on the fifth day of creation**
- **Discuss the abundant numbers and different species of birds and where they are found in the world**
- **Discuss Adam giving names to the birds**
- **Discuss Solomon describing the birds and animals in his writings – Taxonomy of bird species**
- **Show the children the picture of Kelly's Blooms Peacock** and discuss how we will be using the different types of learning from Bloom's Taxonomy in our bird watching program and using several of the programs shown in the peacock picture.
- **Create a Little Bird Tales story "Every winged bird about the creation and naming of the birds"**  
<http://littlebirdtales.com/>  
[http://littlebirdtales.com/tales/edit/story\\_id/8563/](http://littlebirdtales.com/tales/edit/story_id/8563/)  
Take a screenshot to illustrate blog posts.
- 
- **Write blog posts about the creation and naming of birds.**
- **Pray for the coming week.**



### Edit Tale Cover

**Tale Cover:**

[Draw](#)
[Upload](#)

### Add Your Voice:

Record Settings

**Recording Instructions**

- 1) Allow Flash Player Settings
- 2) Press Record to begin recording
- 3) Press Stop to end recording
- 4) Press Play to listen to your recording
- 5) Make sure you hit Save when finished

**Tip:** Click Record Settings then the "Remember" checkbox to Always Allow

### Tale Title:

And every winged bird

**Step 1**  
Edit Your Tale

**Step 2**  
Add Pages

**Step 3**  
Share Your Tale



### Step 1

Edit Your Tale



### Step 2

Add Pages



### Step 3

Share Your Tale

## Edit Tale Cover

### Tale Cover:



Draw



Upload

### Add Your Voice:



#### Record Settings

#### Recording Instructions

- 1) Allow Flash Player Settings
- 2) Press Record to begin recording
- 3) Press Stop to end recording
- 4) Press Play to listen to your recording
- 5) Make sure you hit Save when finished

**Tip:** Click Record Settings then the "Remember" checkbox to Always Allow

### Tale Title:

And every winged bird

### Tale By:

jofrei & co

Save and Continue

# Habitats

- God provides for the birds Psalms 104:12  
**12** The birds of the air nest by the waters; they sing among the branches
- **Talk** to the children about their week and **pray** about any concerns.
- **Discuss Where do birdwatchers go to find birds? What are the different habitats? How are different types of birds suited to living in different habitats?**
- **Look at different types of bird beaks <http://www.vtaide.com/png/bird-adaptations3.htm> and do the worksheet which accompanies it**
- **Or Look at and work through types of beaks and feet for adaptation to different environments and diets at [http://www.biologyjunction.com/bird\\_adaptations.htm](http://www.biologyjunction.com/bird_adaptations.htm)**
- **Discuss the abundant numbers and different species of birds and where they are found in the world**
- **Use the Biblical Binoculars to locate different habitats**
- **Create a mind map about the variety of birds and the habitats where you find them**  
**Take and save a screen shot of the Mindmap and use it illustrate the blog posts**
- **Write blog posts about bird habitats.**
- **Pray for the coming week.**




# Biblical Binoculars

VERSE	HABITAT	BIRD TYPE
Daniel 4:12		
Matt 13:32		
Psalms 50:11		
Psalms 102:6		
Isaiah 34:11		
Isaiah 34:15		
Psalms 104:17		

## Adaptations in Birds' Beaks (I)

Look at the different birds' beaks shown below. They belong to 4 different birds: creeper, curlew, hummingbird and woodpecker. Match each bird to the correct type of beak. Give a reason why the beak selected is suited for the bird's way of living.




This beak belongs to a \_\_\_\_\_.

Reason: \_\_\_\_\_

\_\_\_\_\_

\_\_\_\_\_




This beak belongs to a \_\_\_\_\_.

Reason: \_\_\_\_\_

\_\_\_\_\_

\_\_\_\_\_




This beak belongs to a \_\_\_\_\_.

Reason: \_\_\_\_\_

\_\_\_\_\_

\_\_\_\_\_



This beak belongs to a \_\_\_\_\_.


Reason: \_\_\_\_\_

\_\_\_\_\_

\_\_\_\_\_

## Adaptations in Birds' Beaks (II)

Look at the different birds' beaks shown below. They belong to 4 different birds: cardinal, creeper, eagle and heron. Match each bird to the correct type of beak. Give a reason why the beak selected is suited for the bird's way of living.



This beak belongs to a/an \_\_\_\_\_.

Reason: \_\_\_\_\_

\_\_\_\_\_

\_\_\_\_\_



This beak belongs to a/an \_\_\_\_\_.

Reason: \_\_\_\_\_

\_\_\_\_\_

\_\_\_\_\_



This beak belongs to a/an \_\_\_\_\_.

Reason: \_\_\_\_\_

\_\_\_\_\_

\_\_\_\_\_



This beak belongs to a/an \_\_\_\_\_.

Reason: \_\_\_\_\_

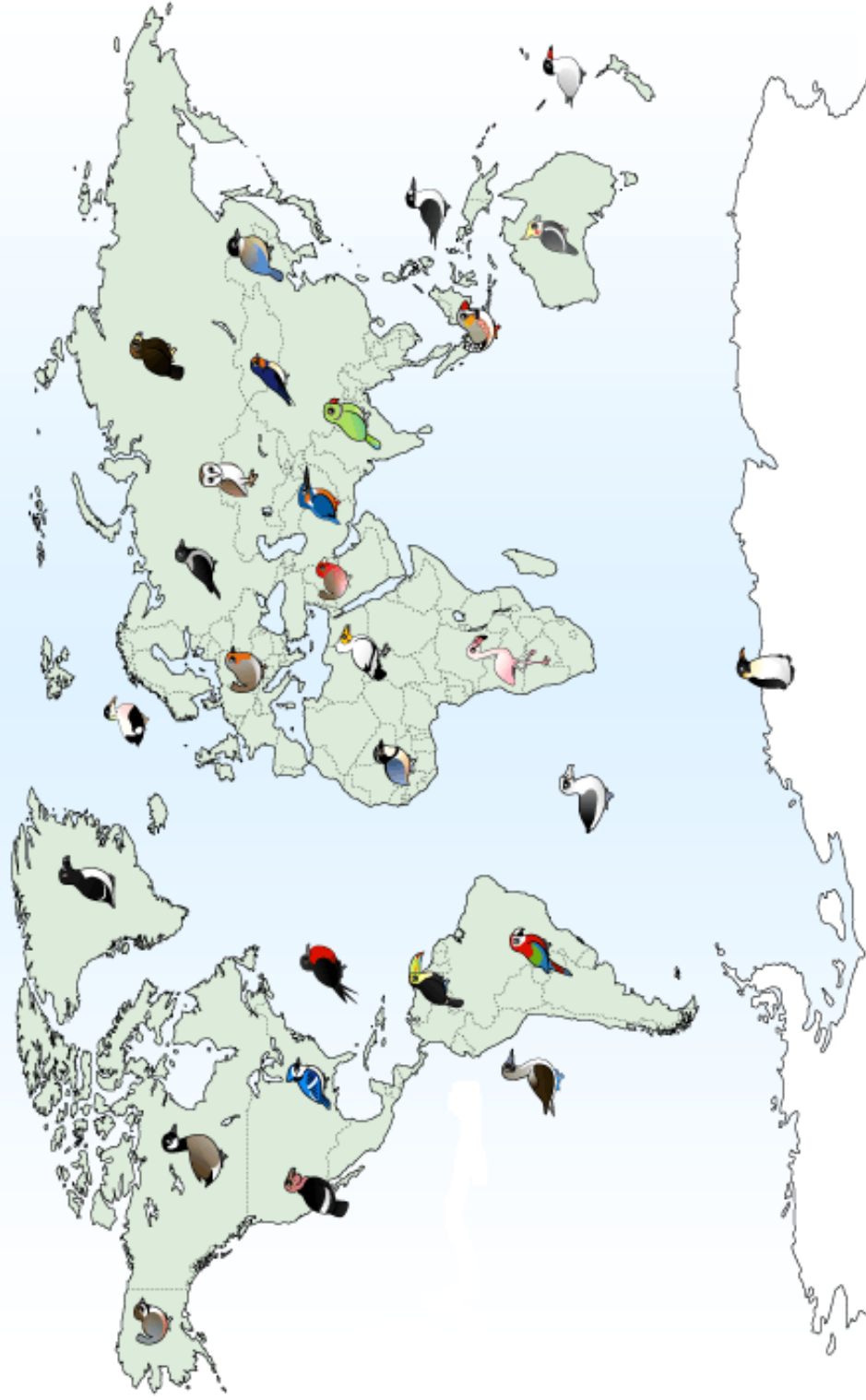
\_\_\_\_\_


\_\_\_\_\_



# Birdorable World Map

<http://www.birdorable.com/meet/world-map>





# Habits and wisdom

- God knows every bird  
Psalms 50:11  
I know every bird in the mountains, and the creatures of the field are mine.
- **Talk** to the children about their week and **pray** about any concerns.
- **Use the Biblical Binoculars** to locate descriptions of bird behaviour and wisdom to be found by watching birds
- **Use Toondoo** <http://www.toondoo.com/> to make cartoons about birds habits
- **Write blog posts** about bird habits and wisdom and include the Toondoo cartoons in the post
- **Pray for the coming week.**



# Biblical Binoculars

VERSE	HABIT	LESSON
Genesis 9:2		
James 3:7		
Psalms 104:12		
Psalms 104:17		
Psalms 84:3		
Daniel 4:12		
Isaiah 34:15		



# Biblical Binoculars

VERSE	HABIT	LESSON
Jeremiah 8:7		
Jeremiah 17:11		
Proverbs 1:17		
Genesis 1:30		

**BIBLE BIRDS - BY JOFREI**

WWW.TOONDOO.COM

Matt.26:75



Genesis 8:11  
Matt 3:16  
Luke 3:22



Deut 32:11  
Job 39:27  
Is. 40:31



# Bird calls

- Birds have own particular calls Psalms 104:12  
The birds of the air nest by the waters; they sing among the branches
- **Talk** to the children about their week and **pray** about any concerns.
- Watch videos about the Lyrebird concert  
<http://www.youtube.com/watch?v=VjE0Kdfos4Y>  
bird calls <http://www.youtube.com/watch?v=rL4Z9d9oObY>  
and cockatiel  
[http://www.youtube.com/watch?v=RRCwF\\_AjToc&NR=1&feature=fvwp](http://www.youtube.com/watch?v=RRCwF_AjToc&NR=1&feature=fvwp)
- **Use the Biblical Binoculars** to locate descriptions of bird calls
- **Discuss** Foreign languages, Tower of Babel , Speaking in Tongues
- **Talk about the ability to imitate** which some birds have in relation to
- Dear friend, do not **imitate** what is evil but what is good. Anyone who does what is good is from God. Anyone who does what is evil has not seen God.  
[3 John 1:10-12](#)
- **Use Voki** <http://www.voki.com/> to make presentations about bird calls
- **Write blog posts** about bird calls and include your voki in the post
- **Pray for the coming week.**



# Biblical Binoculars


VERSE	HABIT	LESSON
Psalms 104:12		
Song of Solomon 2:12 (NIV)		
Song of Solomon 2:12 (King James)		



Lyrebird image donated by [Pearson Scott Foresman](#), to the [Wikimedia Foundation](#)

# Peacock

- **1 Kings 10:22 (King James Version)**
- <sup>22</sup>For the king had at sea a navy of Tharshish with the navy of Hiram: once in three years came the navy of Tharshish, bringing gold, and silver, ivory, and apes, and peacocks
- **Job 39:13 (King James Version)**
- <sup>13</sup>Gavest thou the goodly wings unto the peacocks? or wings and feathers unto the ostrich?
- [Proverbs 16:18](#)  
**Pride** goeth before destruction, and an haughty spirit before a fall.  
[Proverbs 16:17-19](#)
  
- **Talk** to the children about their week and **pray** about any concerns.
- Watch videos about
- **Use the Biblical Binoculars** to locate mentions of peacocks in the Bible
- **Discuss the saying Proud as a peacock**
- **What does the Bible say about pride?**
  
- **Use Toondoo to create cartoons about pride and peacocks**
- **Write blog posts** and include your Toondoo in the post
- **Pray for the coming week.**





# Biblical Binoculars

VERSE		LESSON
<b>1 Kings 10:22</b>		
<b>Job 39:13</b>		
<b><u>Proverbs 16:18</u></b>		
<b><u>Proverbs 11:2</u></b>		
<b><u>Proverbs 13:10</u></b>		

# Faith Bible Baptist Church

Publications Index | by Author | by Subject | ABC's | Farm Lessons | One Step



[http://www.fbbc.com/messages/farm\\_peacock.htm](http://www.fbbc.com/messages/farm_peacock.htm)

## Proud Peacocks

I do not know much about peacocks, even though I grew up with two of them. Mike and Millie were their names. They had free run of the farm although they spent most of the day in their cage.

After awhile we forgot they were there, until an occasional customer would yell, "Oh my! Look at that," as they pointed to Mike, who would be showing off in full plumage.

Mike was amazing. His feathers would stand about six feet tall and six feet wide in a semi-circle. He was a real show off. We would even sell his feathers at our store when they fell each year. What amazing colours.

Peacocks are a picture of pride. There is an old saying, "Proud as a peacock."

Peacocks are pretty worthless except for show. They can hardly fly – about twenty feet before crash landing. They would be defenceless if attacked. They are so dumb that over ninety percent their young starve to death right in front of food.

*"Pride goeth before destruction..."* is an adage of Solomon (Proverbs 16:18). How many proud people there are in the church! All "show" but defenceless in spiritual warfare. They sit in front of spiritual food each week and think it is for someone else, someone who "really needs this sermon." They starve to death spiritually sitting in church! Don't be dumb like the peacock. The next sermon you hear – take it personally. Humble yourself and eat for your soul whatever is served up at church.

Pastor Art Kohl